



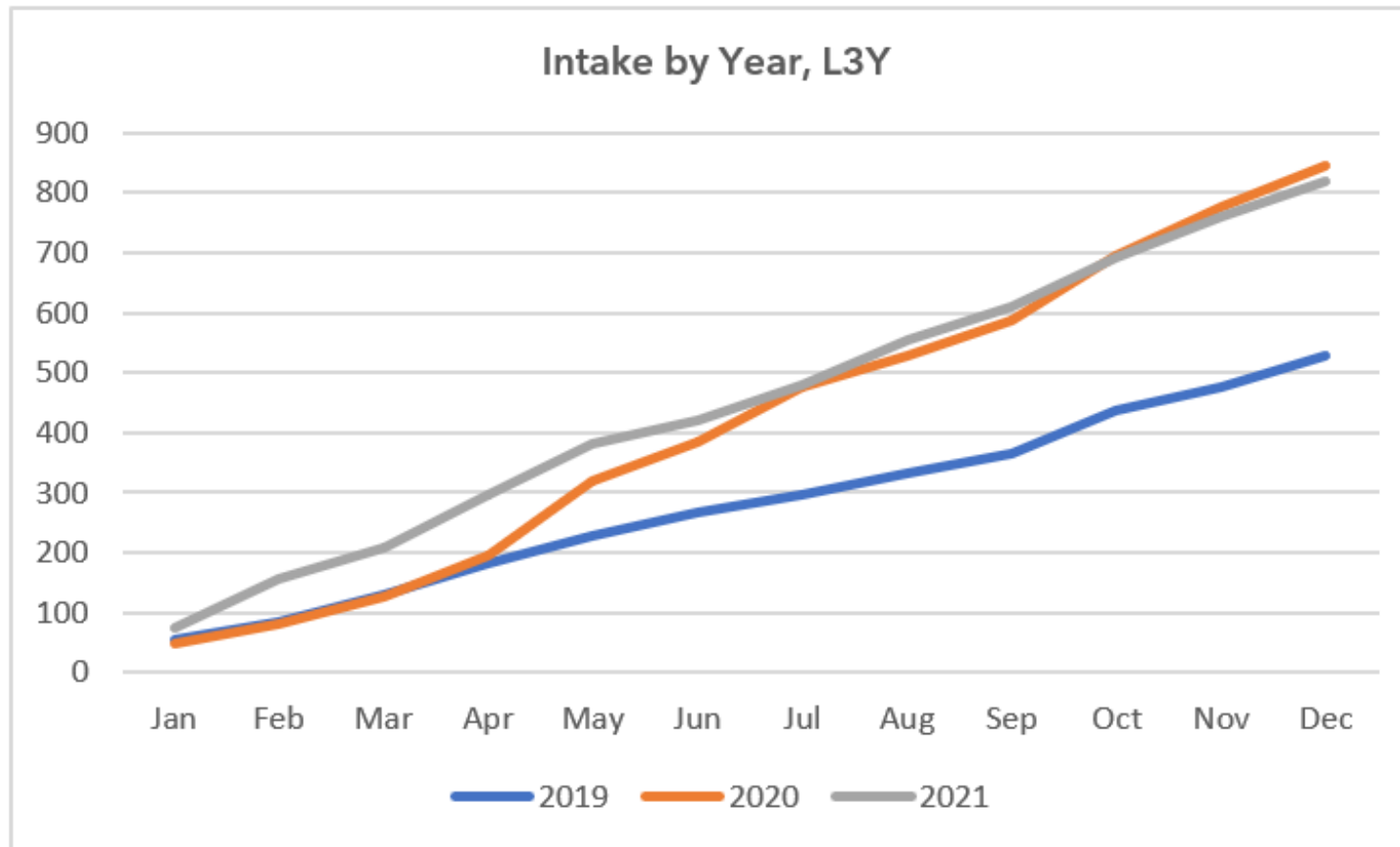
# **Pet Haven**

## **2021 Intake**

### **Summary**

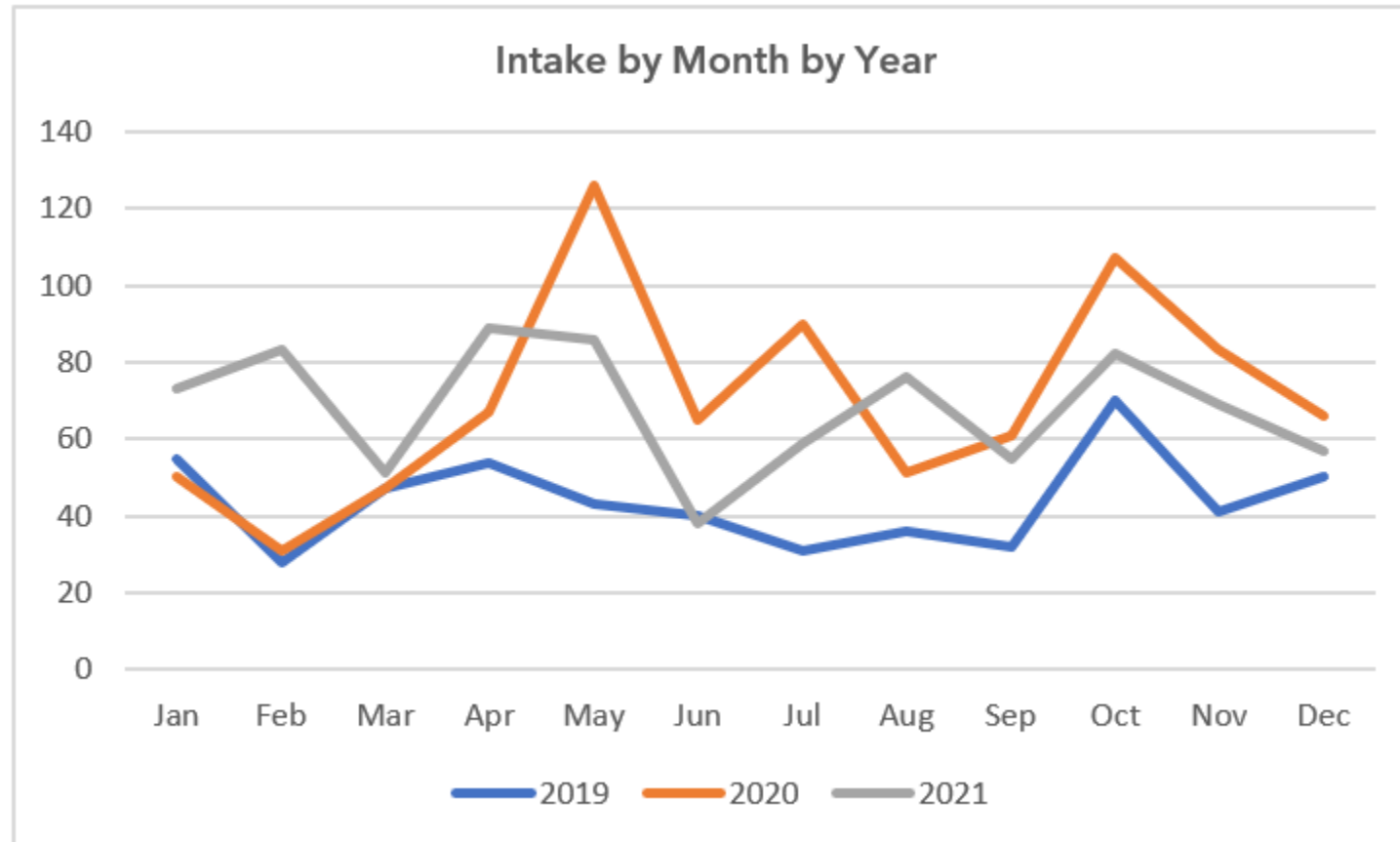
# Intake Totals

In 2021 we found placement for 818 dogs and cats! This is down 3% from 2020 but up 55% from 2019.



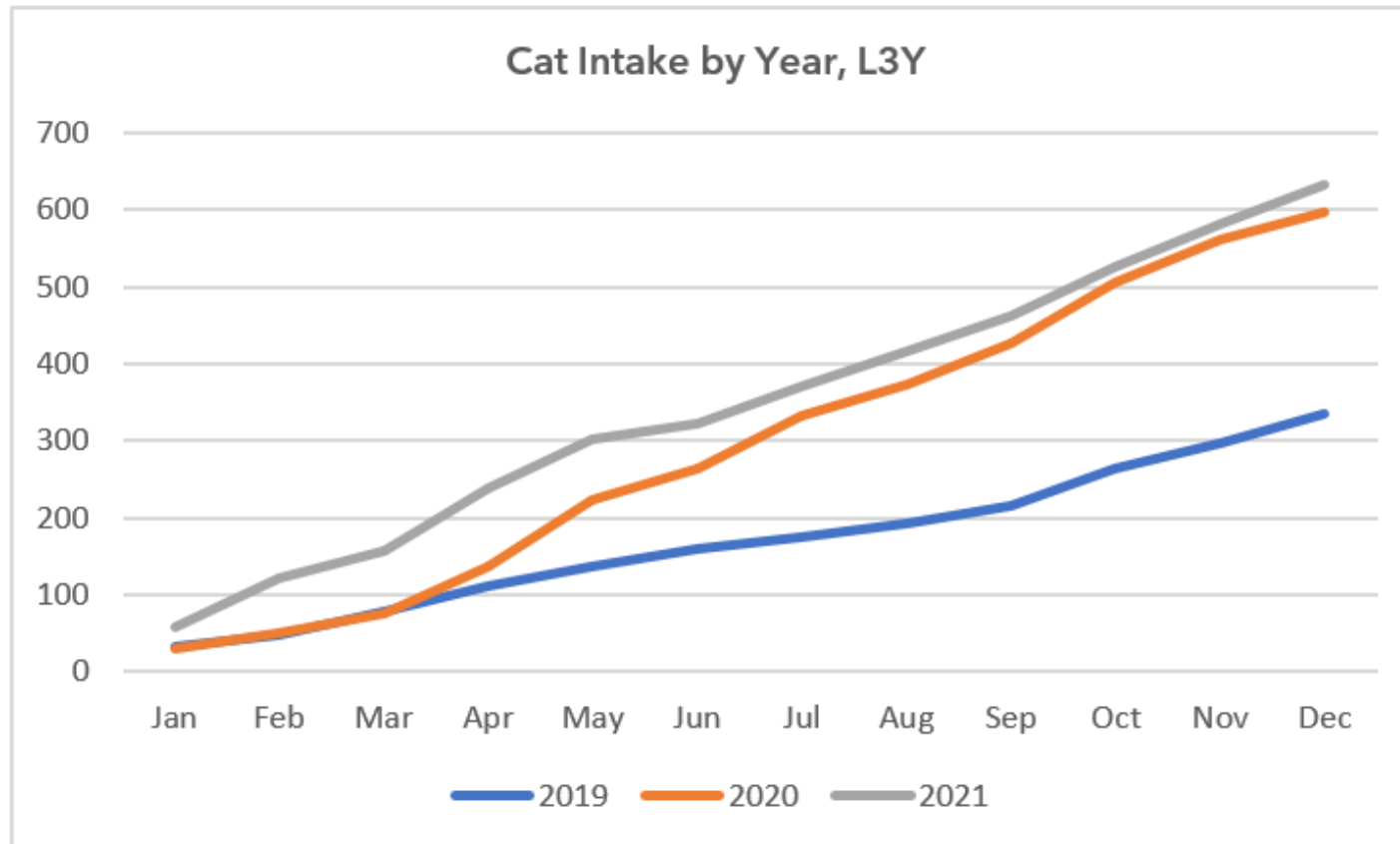
# Intake Totals

In 2021 our busiest month for intakes was April, with 89 furry friends entering our foster care program.



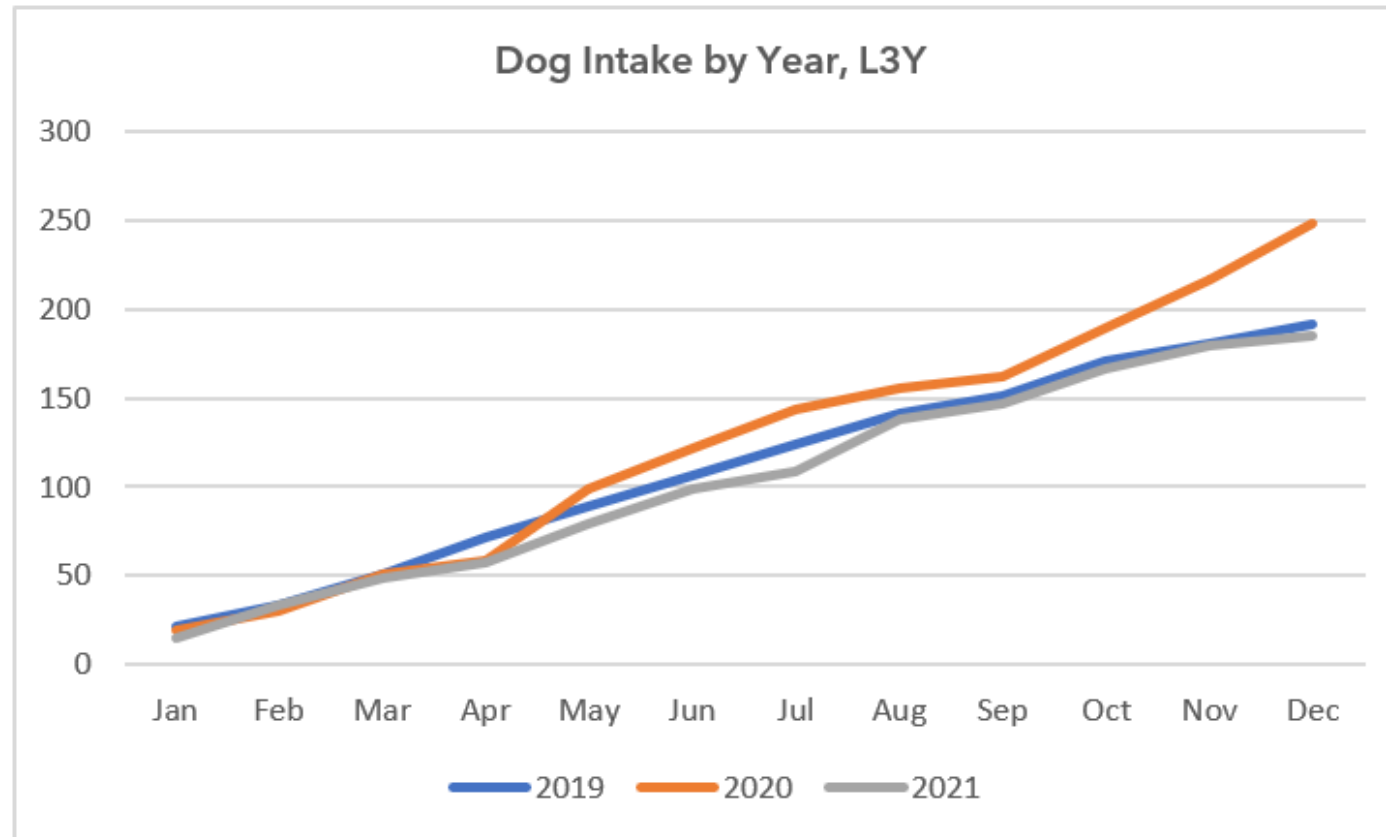
# Intake by Species

In 2021 our cat foster care program continued to grow, with 633 cats taken into our program; a 6% increase over 2020 and an 88% increase over 2019.



# Intake by Species

In contrast, the dog division saw a decline; in 2021 we brought in 185 pups, which is a 25% decrease from 2020 and a 3% decrease from 2019.



# Intake by Source

Since 2019 our Owner Surrender program has grown 300%.

- In 2019 we helped 54 Owner Surrendered animals find foster placement, which was 10% of our total intake.
- In 2021 we helped 216 Owner Surrendered animals find foster placement, which was 27% of our total intake.

	2019	2020	2021
Born in Care	15	49	32
Relinquished by Owner	54	113	216
Stray/At Large	4	52	17
Transferred from Agency	451	629	549

# Intake by Source

Our partnership with Native American Reservation animal rescue efforts has also grown; 2021 saw a 63% increase from 2019 intake numbers.

- In 2019 we helped 182 Reservation animals find foster placement, which was 35% of our total intake.
- In 2021 we helped 297 Reservation animals find foster placement, which was 37% of our total intake.

<u>Reservation Partnership</u>	2019	2020	2021
Lake Traverse Animal Rezcue	8	6	3
Leech Lake Legacy (LLL)	72	148	131
Lightshine Canine Pine Ridge	15	22	0
Paul's Passion (White Earth)	0	0	23
Rescue Network	0	7	21
Red Lake Rosie's Rescue (RLRR)	86	116	119
Yankton Sioux Reservation	1	0	0
TOTAL	182	299	297

# Intake by Source

As a percentage of all intake sources, shelter partnerships have seen a massive decline since 2019.

- In 2019 we helped 269 shelter animals find foster placement, which was 51% of our total intake.
- In 2021 we helped 275 shelter animals find foster placement, which was 34% of our total intake.

Shelter Partner	2019	2020	2021	Shelter Partner (cont'd)	2019	2020	2021
4 Paws Animal Control (4PAC)	0	1	0	MN Hooved Rescue	0	0	1
AHS (Animal Humane Society)	7	1	0	MN SNAP	2	0	0
Animal Allies	0	0	1	Mutt Mutt	0	14	14
BAC (Bloomington Animal Control)	0	0	13	Otter Lake Animal Care Center	0	0	2
Burnsville Parkway Animal Hospital	0	2	0	P4P (People for Pets)	34	56	24
Dover Animal Control (dba North Metro AC)	1	0	0	Parkview Cat Clinic	0	1	0
Dunn County Humane Society	1	5	1	Pennington County Humane Society	0	9	6
Emmet County Animal Shelter (ECAS)	9	71	57	Pilot Knob Animal Hospital	1	1	0
Fort Road Animal Clinic	0	2	2	PUPS (Pets Under Police Security)	10	3	3
Furball Farm Sanctuary (FFS)	7	2	7	River Bluff Humane Society	0	1	0
Fur Ever Home Rescue	0	0	1	Rockwall Pets Texas	41	9	1
Hawk Creek Animal Shelter	0	1	1	Safe Hands Rescue	36	8	0
Here to the Rescue	0	0	1	South St. Paul Animal Hospital	1	0	0
Hutchinson Pet Hospital	0	1	0	SPAC (St. Paul Animal Control)	6	24	59
Lakes Area Humane Society	28	28	30	St. Anthony Police Department	0	0	1
Last Hope Animal Rescue IA	4	0	0	The Babinski Foundation	0	7	0
MACC (Minneapolis Animal Care and Control)	52	24	11	TLC-ND Animal Rescue	1	0	0
MCHS (Martin County Humane Society)	28	59	11	Tracy Area Animal Rescue	0	0	3
MN Critter Getters	0	0	1	VCA Feist Animal Hospital	0	0	1



# Intake Follow Up Question

Why are we seeing dog foster intake numbers not trending the same way as cats?

- Do we have fewer foster homes than we have in the past?
- Do fosters tend not to reactivate when a foster animal is adopted out?
- Are fosters more likely to “foster fail” and not return to fostering?
- Is length of stay for dogs longer than it was in the past, making our program have less open foster homes?

# Intake Follow Up Note

While our total animal intake numbers are increasing, shelter animal counts are not. And when looked at as a % of total, they are actually declining rapidly. Why?

- Prevention efforts - greater effort on our part to prevent the need for shelter services by leaning on owner surrender programs.
- Increased adoptions at shelter level - greater effort from many shelters to adopt out (vs transfer out), leaving only the harder-to-adopt animals seeking our placement services.
- Halting out of state intake - in 2021 we halted out of state intake due to local owner surrender needs. In previous years, out of state intake contributed to about 40% of all shelter intake, so cutting off these sources had a substantial impact on overall numbers.